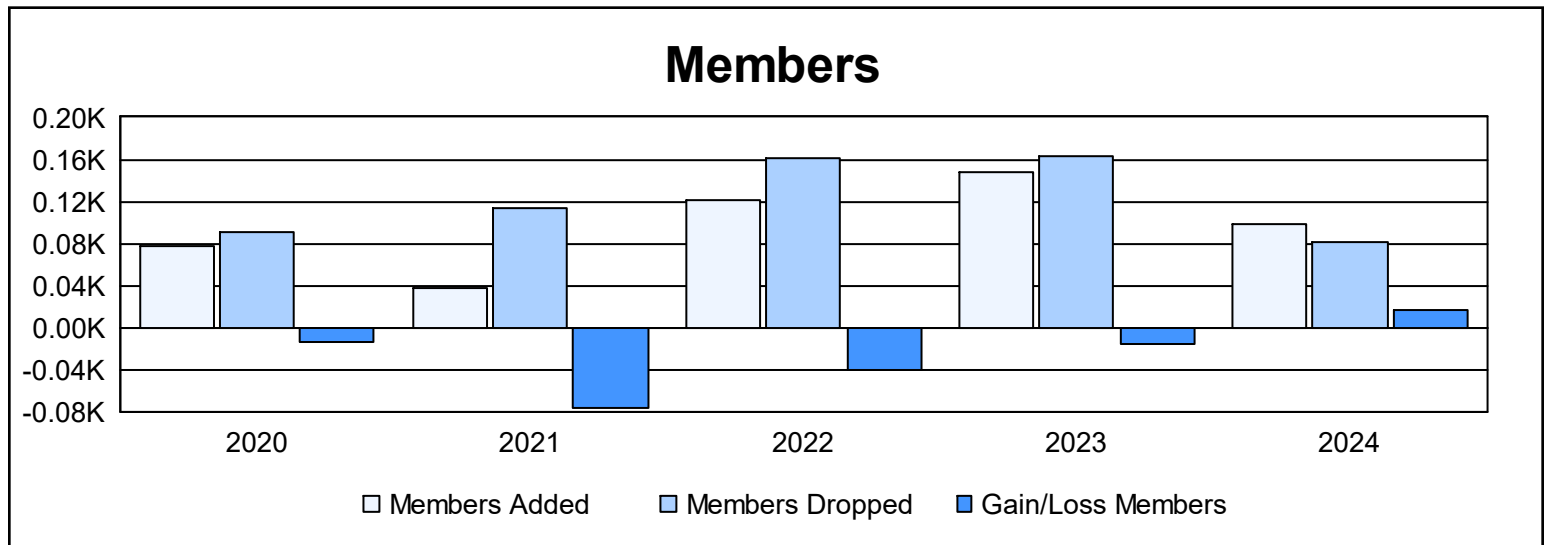
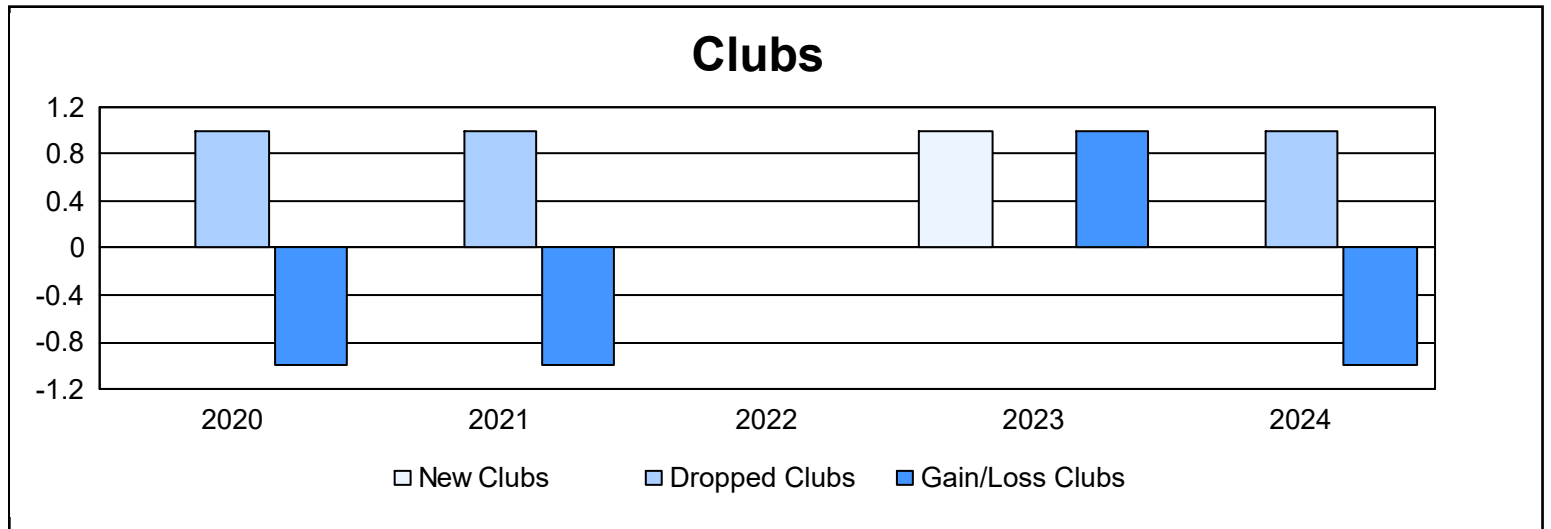
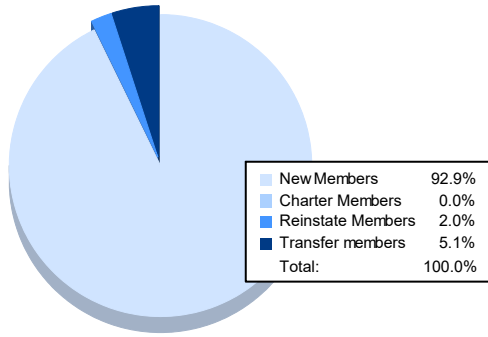


| Year | New Clubs | Dropped Clubs | Gain/ Loss Clubs | New Members | Charter Members | Reinstate Members | Transfer Members | Total Member Added | Total Members Dropped | Gain/ Loss Members |
|----------------|-----------|---------------|------------------|-------------|-----------------|-------------------|------------------|--------------------|-----------------------|--------------------|
| 2019-2020 | 0 | 1 | -1 | 62 | 1 | 3 | 11 | 77 | 90 | -13 |
| 2020-2021 | 0 | 1 | -1 | 31 | 0 | 3 | 3 | 37 | 113 | -76 |
| 2021-2022 | 0 | 0 | 0 | 77 | 1 | 38 | 5 | 121 | 161 | -40 |
| 2022-2023 | 1 | 0 | 1 | 101 | 34 | 3 | 9 | 147 | 163 | -16 |
| 2023-2024 | 0 | 1 | -1 | 91 | 0 | 2 | 5 | 98 | 81 | 17 |
| Average | 0 | 1 | 0 | 72 | 7 | 10 | 7 | 96 | 122 | -26 |



Membership Composition June 2024 Cumulative



Gender Composition June 2024 Cumulative

